

PRODUCTS CATALOG

PREMIUM QUALITY. TRUSTED PERFORMANCE.



14MM CRC Hi- PERM Stamping

EVOLVE RANGE

Elevated Design.
Unmatched Performance.

Cruze Pro

Modern. Powerful. Efficient.



Available color range :



White Smoke Brown Brown Ivory Blue

48"

SWEEP
1200 MM



SPEED RPM
390-410



POWER
32 W



AIR DELIVERY
207 CMM



PREMIUM BUILD
14MM CRC Hi-PERM
Stamping for durability



SILENT PERFORMANCE
Designed for smooth
and silent operation



HIGH AIR DELIVERY
207 CMM for superior
air circulation



ENERGY EFFICIENT
Powerful performance
with only 32W power

**2 YEARS
WARRANTY**

14MM CRC Hi- PERM Stamping

EVOLVE RANGE

Elevated Design.
Unmatched Performance.

Cruze Pro

Modern. Powerful. Efficient.



Available color range :



White Smoke Brown Brown Ivory Blue

48"

SWEEP
1200 MM



SPEED RPM
390-410



POWER
32 W



AIR DELIVERY
207 CMM



PREMIUM BUILD
14MM CRC Hi-PERM
Stamping for durability



SILENT PERFORMANCE
Designed for smooth
and silent operation



HIGH AIR DELIVERY
207 CMM for superior
air circulation



ENERGY EFFICIENT
Powerful performance
with only 32W power

**2 YEARS
WARRANTY**

14MM CRC Hi- PERM Stamping

EVOLVE RANGE

Elevated Design.
Unmatched Performance.

Rumion

Modern. Powerful. Efficient.

RADO
Luxury Redefined

Available color range :



White

Smoke
Brown

Brown

Ivory

Blue

48"

SWEEP
1200 MM



SPEED RPM
390-410



POWER
32 W



AIR DELIVERY
207 CMM



PREMIUM BUILD
14MM CRC Hi-PERM
Stamping for durability



SILENT PERFORMANCE
Designed for smooth
and silent operation



HIGH AIR DELIVERY
207 CMM for superior
air circulation



ENERGY EFFICIENT
Powerful performance
with only 32W power

**2 YEARS
WARRANTY**

14MM CRC Hi- PERM Stamping

EVOLVE RANGE

Elevated Design.
Unmatched Performance.



INNOVA

INNOVA DLX

Available color range :



48"
SWEEP
1200 MM


SPEED RPM
390-410


POWER
32 W


AIR DELIVERY
207 CMM



PREMIUM BUILD
14MM CRC Hi-PERM
Stamping for durability



SILENT PERFORMANCE
Designed for smooth
and silent operation



HIGH AIR DELIVERY
207 CMM for superior
air circulation




ENERGY EFFICIENT
Powerful performance
with only 32W power

**2 YEARS
WARRANTY**



Available color range :
White, Smoke Brown, Brown, Ivory



HYCROSS

MODULAR RANGE
Ceiling Fan Range

COVERS CUTTING EDGE CORNERS

- Energy Efficient: Consumes only 50watts, saving on electricity bills.
- Sleek & Modern Design: Enhances the look of any room with a stylish finish.
- Sweep Size: 1200MM, ideal for LARGE rooms.
- Silent Operation: Smooth and noise-free performance for undisturbed comfort.



SPEED RPM
390-410



POWER
50 W



SWEEP
1200 MM




AIR DELIVERY
207 CMM

100%
COPPER
WINDING



Ceiling Fan Range

MODERN



HYRYDER

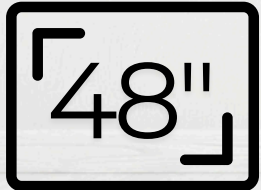


HILUX



Available color range :

White, Smoke Brown, Brown, Ivory, Blue



SPEED RPM
390-410



POWER
50 W



SWEEP
1200 MM



AIR DELIVERY
207 CMM

100%
COPPER
WINDING



MODERN

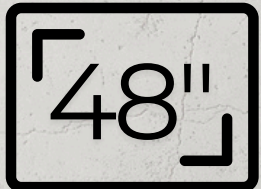
Ceiling Fan Range



CRUISER



FORTUNER



SPEED RPM
390-410



POWER
50 W



SWEEP
1200 MM



AIR DELIVERY
207 CMM



Available color range :


White, Smoke Brown, Brown, Ivory



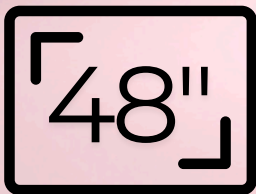
Ceiling Fan Range
MODERN



LIVA



CRYSTA



 **SPEED RPM**
390-410

 **POWER**
50 W

 **SWEEP**
1200 MM

 **AIR DELIVERY**
207 CMM



Available color range :
White, Smoke Brown, Brown, Ivory



Available color range :
White, Smoke Brown, Brown, Ivory

「36"」

「24"」

MODERN

Ceiling Fan Range



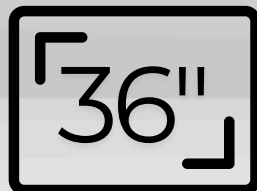
PRIUS 36"



GLANZA 36"



Available color range:
White, Smoke Brown, Brown, Ivory



SPEED RPM
800-500



POWER
50 W



SWEEP
900MM



AIR DELIVERY
115: 24", 135: 36"



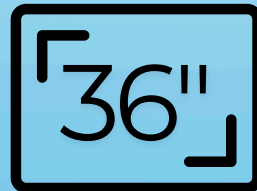
YARIS 36"



ALTIS 36"



Available color range:
White, Smoke Brown, Brown, Ivory



SPEED RPM
800-500



POWER
50 W



SWEEP
900MM



AIR DELIVERY
115: 24", 135: 36"



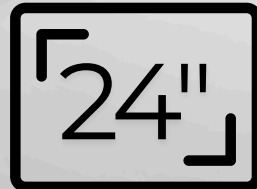
CAMRY 24"



CAMRY 24"



Available color range :
White, Smoke Brown, Brown, Ivory



SPEED RPM
800-500



POWER
50 W



SWEEP
600MM



AIR DELIVERY
115: 24", 135: 36"

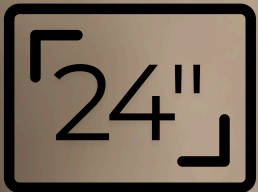
MODERN
KITCHEN Fan Range



SUPRA 24"



SUPRA 24"



 **SPEED RPM**
800-500

 **POWER**
50 W

 **SWEEP**
600MM

 **AIR DELIVERY**
115: 24", 135: 36"



Available color range:
White, Smoke Brown, Brown, Ivory

100%
COPPER
WINDING

2 YEARS
WARRANTY

DUCATI

NINJA



100%
ALUMINIUM
WINDING

WARRANTY
1
ONE YEAR
WARRANTY

TABLE FAN RANGE
EXCLUSIVE

12"



SPEED RPM
2300-2400



POWER
50 W



SWEEP
300MM



AIR DELIVERY
55-70"

「16」

 **SPEED RPM**
2300-2400

 **POWER**
55 W

 **SWEEP**
400 MM

 **AIR DELIVERY**
55-70"




100%
ALUMINIUM
WINDING

TABLE FAN RANGE
FANZY

100%
ALUMINIUM
WINDING

Wall Fan Range **TWISTIE**



SPEED RPM
2300-2400



POWER
55 W



SWEEP
400 MM



AIR DELIVERY
55-70"

PEDESTAL FAN RANGE
EXCLUSIVE



FERRARI



SPEED RPM
2400



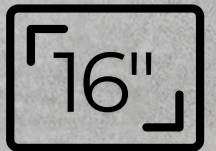
SWEEP
400MM



POWER
55 W



AIR DELIVERY
70-100"



Diameter

HEAVY JAALI
FLOWER BLADE



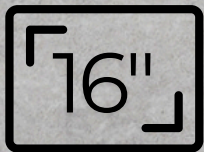


SPEED RPM
2350

SWEEP
400MM

POWER
55 W

AIR DELIVERY
70-100"



Diameter



IRON JAALI



ACTIVA

PEDESTAL FAN RANGE
EXCLUSIVE

GRIND BLEND SERVE
MIXER JUICER/GRINDER



HYBRID MOTOR 16 MM



LOW NOISE



SS BLEND JAR WITH COVER



(MOTOR ONLY)

MIG21
500W



GRIND BLEND SERVE
MIXER JUICER/GRINDER



(MOTOR ONLY)

**TEJAS
600W**



HYBRID MOTOR 20 MM



LOW NOISE



SS BLEND JAR WITH COVER

GRIND BLEND SERVE
MIXER JUICER/GRINDER



100% COPPER MOTOR 35MM
LOW NOISE
SS BLEND JAR WITH COVER



(MOTOR ONLY)



RAFALE 1000W



GRIND BLEND SERVE

MIXER JUICER/GRINDER



HYBRID MOTOR 20 MM



LOW NOISE



SS BLEND JAR WITH COVER



**SUKHOI
600W**



(MOTOR ONLY)



**ENERGY
SAVER**



**SHOCK
RESISTANT**

- Adjustable Temperature Control,
- Over Heat Safety Protection, Pilot Light,
- Silver colour, special Non stick coated base,
- Power On Indicator.




FOR WRINKLES
ELECTRIC IRON RANGE

**IGNIS
1000W**



**COMET
1000W**





ENERGY SAVER



SHOCK RESISTANT

- Adjustable Temperature Control,
- Over Heat Safety Protection, Pilot Light,
- Silver colour, special Non stick coated base,
- Power On Indicator.



FOR WRINKLES
ELECTRIC IRON RANGE

PLANCHA THAR (SILVER) 1000W



PLANCHA THAR 1000W





HOT POT


SS STEEL

- Easy Cleaning
- Fast Heating
- Auto Cut
- Led Indicator
- Lid Lock Function





HOTNESS LOADED
ELECTRIC KETTLE RANGE

ELECTRIC INDUCTION RANGE
INFRARED COOK TOP



SIZZLER



 400/800W



OVER HEATING
THERMAL FUSE



COOL OUTER
BODY



NOISELESS
OPERATION



SAFETY
ASSURED

Heating Range
QUARTZ ROOM

HOT SHOT

- FAN HEATER
- HEAT/FAN
- 900W / 1800 W



LAVA 2


- 2 HEATING SETTING
- 400W / 800 W



LAVA 1

- 2 HEATING SETTING
- 400W / 800 W



 400/800W



OVER HEATING
THERMAL FUSE



COOL OUTER
BODY



NOISELESS
OPERATION



SAFETY
ASSURED


ADITYA L1

- HEAT / OSCILATING
- 2 HEATING SETTING
- 400W / 800 W



VOLCANO

- AUTO ROTATING / SWING
- 3 RODS SETTING
- 400W / 800 W / 1200W



ADITYA L2

- HEAT / OSCILATING
- 2 HEATING SETTING
- 400W / 800 W



Heating Range
QUARTZ ROOM

 **POWER**
50 W

 **AIR DELIVERY**
800-1300"

 **SPEED RPM**
2300

 **SWEEP**
300MM



RAPID 12"



**NOISELESS
OPERATION**

 **POWER**
45 W

 **AIR DELIVERY**
600-900

 **SPEED RPM**
2300

 **SWEEP**
225MM



RAPID 9"



**FRESH AIR
HEAVY DUTY**



RADOHOMEAPPLIANCES@GMAIL.COM